



# Sri Indu Institute of Engineering & Technology

Recognized Under 2(f) of UGC Act 1956  
Approved by AICTE, New Delhi  
Affiliated to JNTUH, Hyderabad.

Date: 11-4-21

## TO WHOM SO EVER IT MAY CONCERN

The SRI INDU INSTITUTE OF ENGINEERING AND TECHNOLOGY, Ibrahimpatnam, Ranga Reddy District, Telangana has incurred the following expenditure toward infrastructure (Physical facilities and Academic support facilities) excluding the salary component year-wise during the last five years. The certificate has been issued based on the audited Balance sheet and Income and expenditure statements

YEAR	2019-20	2018-19	2017-18	2016-17	2016-15
AMOUNT	141.62888	143.54271	134.49932	95.13273	102.11483

  
PRINCIPAL  
Sri Indu Institute of Engineering & Tech.  
Sheriguda(V), Ibrahimpatnam(M),  
R.R. Dist. Telangana. -501 510

**Sri Indu Institute of Engineering and Technology**

(Sponsored by Global Trendset Educational Society)

**INCOME & EXPENDITURE A/C FOR THE PERIOD 01/04/2019 TO 31/03/2020**

EXPENDITURE	AMOUNT	INCOME	AMOUNT
Advertisement	1,628,000	<u>Direct Income</u>	
Auditor Fee	85,600	Fee Collection	122,920,200
Academic Exp	256,200	Admissions/Lab/Library Fee	4,384,000
Bank Charges	52,396	<u>Indirect Income</u>	
Books & Periodicals	128,962	FDR Interest	342,475
Bus Maintenance	3,128,894	Bank Interest	64,881
Computer Maintenance	312,986	Miscellaneous Income	3,775,780
Conferences	352,624	Alumni Contribution	120,500
Examination charges	1,292,890		
Electricity Maintenance	687,540		
Garden Maintenance	996,725		
Hostel Maintenance	1,624,820		
Insurance	313,980		
Industrial Training & Visits	664,882		
Training & Placement Exp	2,496,550		
Lab & Library Maintenance	1,659,890		
Staff Local Conveyence	1,174,600		
Meeting and Functions	1,546,350		
OU/JNTU/AICTE exp	7,246,266		
Postage Courier charges	524,810		
Printing & Stationery Exp	3,872,598		
Provident Fund	272,590		
Professional charges	568,900		
Rates and Taxes	192,880		
Rent	378,000		
Repairs and Maintenance	5,376,449		
Reserch and Development Activities	725,860		
Staff salaries	81,455,900		
Seminars/FDP/Workshops	954,850		
Sports and Games	298,750		
Special Project	552,920		
Telephone Charges	1,012,660		
Transport Exp	366,980		
Technotsav	354,240		
Water & Electricity Charges	1,292,388		
Depreciation	6,048,372		
Excess of Income over Expenditure	1,708,534		
	<b>131,607,836</b>		<b>131,607,836</b>



*[Handwritten Signature]*

For GLOBAL TRENDSET EDUCATIONAL SOCIETY

Secretary / Correspondent

*[Handwritten Signature]*


**PRINCIPAL**  
Sri Indu Institute of Engineering & Tech.  
Sheriguda(V), Ibrahimpatnam(M).  
R.R Dist. Telangana. -501 510

**Sri Indu Institute of Engineering and Technology**

(Sponsored by Global Trendset Educational Society)

**INCOME & EXPENDITURE A/C FOR THE PERIOD 01/04/2018 TO 31/03/2019**

EXPENDITURE	AMOUNT	INCOME	AMOUNT
Advertisement	1,580,950	<u>Direct Income</u>	
Auditor Fee	85,600	Fee Collection	133,955,211
Academic Exp	385,640	Admissions/Lab/Library Fee	2,171,400
Bank Charges	45,968	<u>Indirect Income</u>	
Books & Periodicals	124,840	FDR Interest	1,324,570
Bus Maintenance	5,168,410	Bank Interest	15,656
Computer Maintenance	254,680	Miscellaneous Income	3,863,620
Conferences	345,860	Alumni Contribution	110,500
Examination charges	1,086,580		
Electricity Maintenance	558,950		
Garden Maintenance	1,258,490		
Hostel Maintenance	6,255,980		
Insurance	312,850		
Industrial Training & Visits	548,990		
Training & Placement Exp	2,085,440		
Lab & Library Maintenance	1,548,980		
Staff Local Conveyence	1,288,500		
Meeting and Functions	1,654,200		
OU/JNTU/AICTE exp	8,540,654		
Postage Courier charges	768,820		
Printing & Stationery Exp	3,268,400		
Provident Fund	268,884		
Professional charges	542,800		
Rates and Taxes	186,910		
Rent	372,000		
Repairs and Maintenance	5,684,348		
Reserch and Development Activities	655,940		
Staff salaries	81,244,800		
Seminars/FDP/Workshops	942,580		
Sports and Games	345,600		
Special Project	346,810		
Telephone Charges	984,550		
Transport Exp	456,860		
Water & Electricity Charges	1,284,291		
Depreciation	6,287,213		
Excess of Income over Expenditure	4,668,589		
	<b>141,440,957</b>		<b>141,440,957</b>



*[Handwritten Signature]*

FOR GLOBAL TRENDSET EDUCATIONAL SOCIETY

Secretary / Correspondent

*[Handwritten Signature]*

**PRINCIPAL**  
**Sri Indu Institute of Engineering & Techno**  
**Sheriguda(V), Ibrahimpatnam(M).**  
**R.R. Dist. Telangana. -501 510**

**Sri Indu Institute of Engineering and Technology**

(Sponsored by Global Trendset Educational Society)

**INCOME & EXPENDITURE A/C FOR THE PERIOD 01/04/2017 TO 31/03/2018**

<u>EXPENDITURE</u>	<u>AMOUNT</u>	<u>INCOME</u>	<u>AMOUNT</u>
Advertisement	1,256,955	<u>Direct Income</u>	
Auditor Fee	85,600	Fee Collection	125,026,274
Academic Exp	226,890	Admissions/Lab/Library Fee	5,429,900
Bank Charges	32,738	<u>Indirect Income</u>	
Books & Periodicals	46,410	FDR Interest	1,752,769
Bus Maintenance	4,264,930	Bank Interest	68,999
Computer Maintenance	184,650	Miscellaneous Income	643,230
Examination charges	855,680	Alumni Contribution	107,500
Electricity Maintenance	486,740		
Garden Maintenance	886,432		
Hostel Maintenance	7,148,586		
Insurance	243,620		
Industrial Training & Visits	458,966		
Training & Placement Exp	1,124,840		
Lab & Library Maintenance	1,248,960		
Staff Local Conveyence	988,458		
Meeting and Functions	1,299,836		
Misc	264,996		
OU/JNTU/AICTE exp	9,349,491		
Postage Courier charges	640,380		
Printing & Stationery Exp	2,458,955		
Provident Fund	242,628		
Professional charges	348,900		
Rates and Taxes	159,854		
Rent	366,000		
Repairs and Maintenance	3,684,526		
Reserch and Development Activities	492,680		
Staff salaries	69,842,189		
Seminars/FDP/Workshops	788,960		
Sports and Games	226,450		
Telephone Charges	832,466		
Transport Exp	336,775		
Water & Electricity Charges	992,884		
Depreciation	6,031,594		
Excess of Income over Expenditure	15128653		
	<b>133,028,672</b>		<b>133,028,672</b>



*[Handwritten Signature]*

For GLOBAL TRENDSET EDUCATIONAL SOCIETY

Secretary / Correspondent

*[Handwritten Signature]*


**PRINCIPAL**  
**Sri Indu Institute of Engineering & Tech.**  
**Sheriguda(V), Ibrahimpatnam(M).**  
**R.R Dist. Telangana. -501 510**

**Sri Indu Institute of Engineering and Technology**

(Sponsored by Global Trendset Educational Society)

**INCOME & EXPENDITURE A/C FOR THE PERIOD 01/04/2016 TO 31/03/2017**

<b>EXPENDITURE</b>	<b>AMOUNT</b>	<b>INCOME</b>	<b>AMOUNT</b>
Advertisement	805,950	<u>Direct Income</u>	
Auditor Fee	86,450	Fee Collection	87,974,713
Academic Exp	84,150	Admissions/Lab/Library Fee	2,068,600
Bank Charges	18,281	<u>Indirect Income</u>	
Books & Periodicals	562,430	FDR Interest	521,528
Bus Maintenance	3,968,523	Bank Interest	400,899
Computer Maintenance	28,670	Miscellaneous Income	2,477,458
Software	329,160	Alumni Contribution	92,500
Examination charges	610,530		
Electricity Maintenance	343,210		
Garden Maintenance	796,310		
General Exp	284,610		
Hostel Maintenance	2,145,860		
Insurance	142,940		
Industrial Training & Visits	240,000		
Training & Placement Exp	705,420		
Lab Maintenance	745,101		
Staff Local Conveyence	686,420		
Meeting and Functions	645,660		
OU/JNTU/AICTE exp	9,361,170		
Postage Courier charges	280,460		
Printing & Stationery Exp	1,894,680		
Provident Fund	262,456		
Professional charges	160,000		
Rates and Taxes	93,233		
Rent	240,000		
Repairs and Maintenance	2,342,580		
Reserch and Development Activities	362,400		
Staff salaries	54,753,926		
Seminars/FDP/Workshops	746,840		
Sports and Games	126,840		
Technostav	386,490		
Telephone Charges	421,628		
Transport Exp	210,384		
Internet Charges	372,260		
Depreciation	6,046,265		
Excess of Income over Expenditure	2,244,411		
	<b>93,535,698</b>		<b>93,535,698</b>



For GLOBAL TRENDSET EDUCATIONAL SOCIETY

Secretary / Correspondent


**PRINCIPAL**  
**Sri Indu Institute of Engineering & Tech.**  
**Sheriguda(V), Ibrahimpatnam(M),**  
**R.R Dist. Telangana. -501 510**

**Sri Indu Institute of Engineering and Technology**

(Sponsored by Global Trendset Educational Society)


**INCOME & EXPENDITURE A/C FOR THE PERIOD 01/04/2015 TO 31/03/2016**

<b>EXPENDITURE</b>	<b>AMOUNT</b>	<b>INCOME</b>	<b>AMOUNT</b>
Advertisement	956,810	<u>Direct Income</u>	
Auditor Fee	55,150	Fee Collection	82,854,734
Academic Exp	196,820	Admissions/Lab/Library Fee	1,890,482
Bank Charges	28,760	<u>Indirect Income</u>	
Books & Periodicals	45,356	FDR Interest	358,910
Bus Maintenance	3,645,820	Bank Interest	33,685
Computer Maintenance	175,420	Miscellaneous Income	584,820
Examination charges	686,455	Alumni Contribution	71,000
Electricity Maintenance	410,566		
Garden Maintenance	695,840		
Hostel Maintenance	2,585,646		
Insurance	210,620		
Industrial Training & Visits	426,510		
Training & Placement Exp	1,036,880		
Lab & Library Maintenance	1,178,650		
Staff Local Conveyence	755,980		
Meeting and Functions	1,125,878		
OU/JNTU/AICTE exp	7,815,860		
Postage Courier charges	584,500		
Printing & Stationery Exp	2,210,590		
Provident Fund	211,546		
Professional charges	312,600		
Rates and Taxes	148,960		
Rent	240,000		
Repairs and Maintenance	2,365,980		
Reserch and Development Activities	458,920		
Staff salaries	47,395,680		
Seminars/FDP/Workshops	658,920		
Sports and Games	186,950		
Telephone Charges	686,950		
Transport Exp	318,640		
Water & Electricity Charges	894,562		
Depreciation	5,520,172		
Excess of Income over Expenditure	1,565,640		
	<b>85,793,631</b>		<b>85,793,631</b>



  
For GLOBAL TRENDSET EDUCATIONAL SOCIETY

Secretary / Correspondent

  
**PRINCIPAL**  
Sri Indu Institute of Engineering & Tech.  
Sheriguda(V), Ibrahimpatnam(M).  
R.R. Dist. Telangana. -501 510