



Sri Indu Institute of Engineering & Technology

Recognized Under 2(f) of UGC Act 1956

Approved by AICTE, New Delhi
Affiliated to JNTUH, Hyderabad.

Date: 11-4-21

TO WHOM SO EVER IT MAY CONCERN

The SRI INDU INSTITUTE OF ENGINEERING AND TECHNOLOGY, Ibrahimpatnam, Ranga Reddy District, Telangana has incurred the following expenditure toward infrastructure augmentation excluding the salary during the last five years. The certificate has been issued based on the audited Balance sheet and Income and expenditure statements

YEAR	2019-20	2018-19	2017-18	2016-17	2016-15
AMOUNT	71.95702	84.77418	75.96969	59.57269	60.60304


PRINCIPAL
Sri Indu Institute of Engineering & Tech.
Sheriguda(V), Ibrahimpatnam(M),
R.R. Dist. Telangana. -501 510




Sri Indu Institute of Engineering & Technology

Recognized Under 2(f) of UGC Act 1956

Approved by AICTE, New Delhi
Affiliated to JNTUH, Hyderabad.

EXPENDITURE FOR INFRASTRUCTURE AUGMENTATION

Particulars	2019-20	2018-19	2017-18	2016-17	2015-16
Total additions before September in Lakhs	37.21746	59.83083	19.61352	36.95635	37.38954
Total additions after September in Lakhs	34.73950	24.94335	56.35617	22.61634	23.21350
Total Expenditure for Infrastructure Augmentation in Lakhs	71.95702	84.77418	75.96969	59.57269	60.60304



PRINCIPAL

Sri Indu Institute of Engineering & Tech.
Sheriguda(V), Ibrahimpatnam(M).
R.R. Dist. Telangana. -501 510




Sri Indu Institute of Engineering & Technology

Recognized Under 2(f) of UGC Act 1956

Approved by AICTE, New Delhi
Affiliated to JNTUH, Hyderabad.


TOTAL EXPENDITURE EXCLUDING STAFF SALARIES

Particulars	2019-20	2018-19	2017-18	2016-17	2015-16
Total Expenditure in Lakhs (a)	1316.07836	1414.40957	1330.28672	9353.5698	8579.3631
Depreciation in Lakhs (b)	60.48372	62.87213	60.31594	60.46265	55.20172
Staff Salaries in Lakhs (c)	814.55900	812.44800	698.42189	547.53926	473.95680
Total Expenditure Excluding Salaries in Lakhs a-(b+c)	441.03564	539.08944	571.54889	327.35507	328.77779


PRINCIPAL

Sri Indu Institute of Engineering & Tech
Sheriguda(V), Ibrahimpatnam(M),
R.R. Dist. Telangana, -501 510





Sri Indu Institute of Engineering & Technology

Recognized Under 2(f) of UGC Act 1956

Approved by AICTE, New Delhi
Affiliated to JNTUH, Hyderabad.

EXPENDITURE ON MAINTENANCE

ACADEMIC FACILITIES:

Particulars	2019-20	2018-19	2017-18	2016-17	2015-16
Total Expenditure in Lakhs	1316.07836	1414.40957	133.28672	9353.5698	8579.3631
Salaries in Lakhs	814.55900	812.44800	698.42189	547.53926	473.95680
Maintenance of Academic Facilities in Lakhs (a)	73.82224	76.88240	76.53580	56.84921	60.77641

PHYSICAL FACILITIES:

Particulars	2019-20	2018-19	2017-18	2016-17	2015-16
Total Expenditure in Lakhs	1316.07836	1414.40957	133.28672	9353.5698	8579.3631
Salary for Human Resources in Lakhs	814.55900	812.44800	698.42189	547.53926	473.95680
Maintenance of Physical Facilities in Lakhs (b)	67.80644	66.66031	57.96352	38.28352	41.33842

TOTAL MAINTENANCE:


Particulars	2019-20	2018-19	2017-18	2016-17	2015-16
Maintenance of Academic Facilities in Lakhs (a)	73.82224	76.88240	76.53580	56.84921	60.77641
Maintenance of Physical Facilities in Lakhs (b)	67.80644	66.66031	57.96352	38.28352	41.33842
Total Expenditure (a+b)	141.62888	143.54271	134.49932	95.13273	102.11483




PRINCIPAL
Sri Indu Institute of Engineering & Technology
Sheriguda(V), Ibrahimpatnam(I)
R.R. Dist. Telangana -501 510

**GLOBAL FRIENDSHIP EDUCATIONAL SOCIETY
DEPRECIATION STATEMENT FOR THE YEAR ENDED 31-03-2016**

PARTICULARS	Opening Balance	Additions		Total	Dep %	Depreciation Amount	Closing Balance
		Before Sep	After Sep				
AIR CONDITIONS	6,655	-	-	6,655	15%	998.25	5,657
BOOKS	1,490,994	429,600	286,400	2,206,994	15%	309,569	1,897,425
BUILDINGS	27,296,677	2,282,994	1,659,350	31,239,021	10%	3,023,802	28,215,219
BUSSES	3,930,386	-	-	3,930,386	15%	589,558	3,340,828
CELLPHONES	3,527	12,600	-	16,127	15%	2,419	13,708
COMPUTERS	802,060	426,820	-	1,228,880	60%	737,328	491,552
ELECTRICAL LAB	1,128,692	-	-	1,128,692	15%	169,304	959,388
ELECTRICAL MOTOR	1,775	-	-	1,775	15%	266	1,509
FURNITURE	1,390,576	400,000	250,000	2,040,576	10%	191,558	1,849,018
PRINTER	6,238	-	-	6,238	15%	936	5,302
IRON ROCKS	8,321	-	-	8,321	15%	1,248	7,073
INTEX HEAD PHONES	265	-	-	265	15%	40	225
LAB EQUIPMENT	2,915,746	186,940	125,600	3,228,286	15%	474,823	2,753,463
PROJECTORS	83,860	-	-	83,860	15%	12,579	71,281
SPORTS MATERIAL	14,922	-	-	14,922	15%	2,238	12,684
XEROX MACHINE	22,441	-	-	22,441	15%	3,366	19,075
UPS BATTERIES	932	-	-	932	15%	140	792
TOTAL	39,104,067	3,738,954	2,321,350	45,164,371		5,520,172	39,644,199



Smt. Suresh Reddy

Principal
Indu Institute Of Engineering & Tech
KHALSA IBRAHIMPATNAM,
SHERIGUDA(VIII),
Srihimpattam, R.R. Dist-501 510 /

Smt. Suresh Reddy
Principal,
Indu Institute of Engineering & Tech
Srihimpattam(VIII), Ibrahimpatnam
R.R. Dist Telangana -501 510

GLOBAL TRENDSSET EDUCATIONAL SOCIETY
DEPRECIATION STATEMENT FOR THE YEAR ENDED 31-03-2017

PARTICULARS	Opening		Additions		Total	Dep %	Depreciation Amount	Closing Balance
	Balance	Before Sep	After Sep	After Sep				
BOOKS	1,598,791	-	560,000	-	2,158,791	15%	281,819	1,876,972
VEHICLES	3,340,828	-	-	-	3,340,828	15%	501,124	2,839,704
PROJECTORS & PRINTER	101,775	-	-	-	101,775	15%	15,266	86,509
OFFICE EQUIPMENT	120,459	-	-	-	120,459	15%	18,069	102,390
FURNITURE & FIXTURES	2,064,219	35,500	125,600	-	2,225,319	15%	324,378	1,900,941
LAB EQUIPMENT	5,929,425	308,000	1,366,015	-	7,603,440	15%	1,038,065	6,565,375
COMPUTERS	1,548,579	-	-	-	1,548,579	60%	929,147	619,432
BUILDINGS	26,018,288	3,352,135	210,019	-	29,580,442	10%	2,938,397	26,642,045
TOTAL	40,722,364	3,695,635	2,261,634	46,679,633	6,046,265		40,633,368	

Digitally signed by Mothe
 Thirumala Raju
 Date: 2017.11.03 17:48:11
 +05'30'

PRINCIPAL
 Sri Indu Institute of Engineering & Tech
 KOTALA, IBRAHIMPATNAM,
 SHERIGUDA(VIII)
 Sheriguda, R.R. Dist-501 510

PRINCIPAL
 Sri Indu Institute of Engineering & Techn
 Sheriguda(VIII), Ibrahimpatnam
 R.R. Dist. Telangana -501 510

GLOBAL TRENDSSET EDUCATION SOCIETY
 Secretary

GLOBAL TRENDSEET EDUCATIONAL SOCIETY
DEPRECIATION STATEMENT FOR THE YEAR ENDED 31-03-2018

PARTICULARS	Opening		Additions		Total	Dep %	Depreciation Amount	Closing Balance
	Balance	Before Sep	After Sep	After Sep				
BOOKS	1,538,569	-	650,000	2,188,569	40%	745,428	1,443,141	
FURNITURE & FIXTURES	1,900,941	110,000	265,200	2,276,141	10%	214,354	2,061,787	
LAB EQUIPMENT	6,565,375	979,541	317,060	7,861,976	15%	1,155,517	6,706,459	
COMPUTERS	619,432	-	1,236,000	1,855,432	40%	494,973	1,360,459	
ELECTRICAL FITTINGS	-	72,991	60,800	133,791	15%	15,509	118,282	
VEHICLES	2,839,704	-	1,996,000	4,835,704	15%	575,656	4,260,048	
BUILDINGS	26,980,448	788,000	1,064,915	28,833,363	10%	2,796,777	26,036,586	
OFFICE EQUIPMENT	102,390	-	-	102,390	15%	15,359	87,032	
PROJECTORS & PRINTER	86,509	-	-	86,509	15%	12,976	73,533	
SPORTS EQUIPMENT	-	10,820	45,642	56,462	15%	5,046	51,416	
TOTAL	40,633,368	1,961,352	5,635,617	48,230,337		6,031,594	42,198,743	



SATEESH REDDY & ASSOCIATES
 CHARTERED ACCOUNTANTS
 HYDERABAD

Sri Indu Institute of Engineering & Tech
 Sheriguda(Vill), Ibrahimpatnam
 R. R. Dist. Telangana -501 510

GLOBAL TRENDSET EDUCATIONAL SOCIETY
DEPRECIATION STATEMENT FOR THE YEAR ENDED 31-03-2019

PARTICULARS	Opening	Additions		Total	Dep %	Depreciation Amount	Closing Balance
	Balance	Before Sep	After Sep				
BOOKS	1,265,473	427,800	192,200	1,885,473	15%	268,406	1,617,067
FURNITURE & FIXTURES	2,061,787	58,950	88,960	2,209,697	10%	324,782	1,884,915
LAB EQUIPMENT	6,706,459	720,315	256,465	7,683,239	15%	1,133,251	6,549,988
COMPUTERS	1,360,459	86,880	-	1,447,339	40%	578,936	868,403
ELECTRICAL FITTINGS	118,282	115,850	90,540	324,672	15%	41,910	282,762
VEHICLES	4,260,048	2,277,228	-	6,537,276	15%	980,591	5,556,685
BUILDINGS	26,214,253	2,242,320	1,842,810	30,299,383	10%	2,917,726	27,381,657
OFFICE EQUIPMENT	87,032	27,880	10,500	125,412	15%	18,024	107,388
PROJECTORS & PRINTER	73,533	10,250	-	83,783	15%	12,567	71,216
SPORTS EQUIPMENT	51,417	15,610	12,860	79,887	15%	11,019	68,868
TOTAL	42,198,743	5,983,083	2,494,335	50,676,161		6,287,213	44,388,948



(Signature)
PRINCIPAL
 Indu Institute Of Engineering & Tech
 KHALSA, IBRAHIMPATNAM,
 SHERIGUDA(VIII),
 Ibrahimpatnam, R.R. Dist-501 519 /

(Signature)
PRINCIPAL
 Sri Indu Institute of Engineering & Tech
 Sherguda(VIII), Ibrahimpatnam
 R R Dist. Telangana -501 519

GLOBAL TRENDSET EDUCATIONAL SOCIETY
DEPRECIATION STATEMENT FOR THE YEAR ENDED 31-03-2020

PARTICULARS	Opening Balance		Additions		Total	Dep %	Depreciation Amount	Closing Balance
	Balance	Before Sep	After Sep	After Sep				
BOOKS	1,201,013	342,200	237,800	1,781,013	15%	180,152	1,600,861	
FURNITURE & FIXTURES	1,884,914	100,280	98,560	2,083,754	10%	203,447	1,880,307	
LAB EQUIPMENT	6,549,988	61,300	245,890	6,857,178	15%	982,498	5,874,680	
COMPUTERS	868,403	32,640	1,026,800	1,927,843	40%	565,777	1,362,066	
ELECTRICAL FITTINGS	282,762	126,880	84,650	494,292	15%	42,414	451,878	
VEHICLES	5,556,685			5,556,685	15%	833,503	4,723,182	
BUILDINGS	27,797,711	3,004,456	1,702,510	32,504,677	10%	3,195,054	29,309,623	
OFFICE EQUIPMENT	107,388	28,610	15,680	151,678	15%	21,576	130,102	
PROJECTORS & PRINTER	71,216		29,600	100,816	15%	12,902	87,914	
SPORTS EQUIPMENT	68,868	25,380	32,460	126,708	10%	11,048	115,660	
TOTAL	44,388,948	3,721,746	3,473,950	51,584,644		6,048,372	45,536,272	




PRINCIPAL
 Sri Indu Institute of Engineering & Techno
 Sieriguda (V.V.V), Ibrahimpuram
 R. R. Dist. Telangana - 501 510